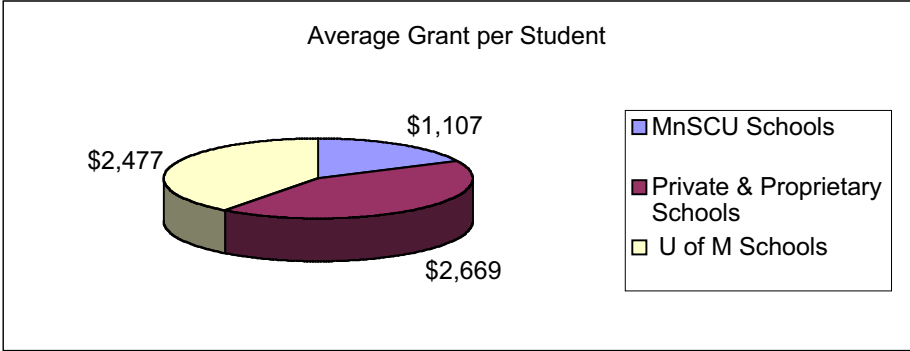
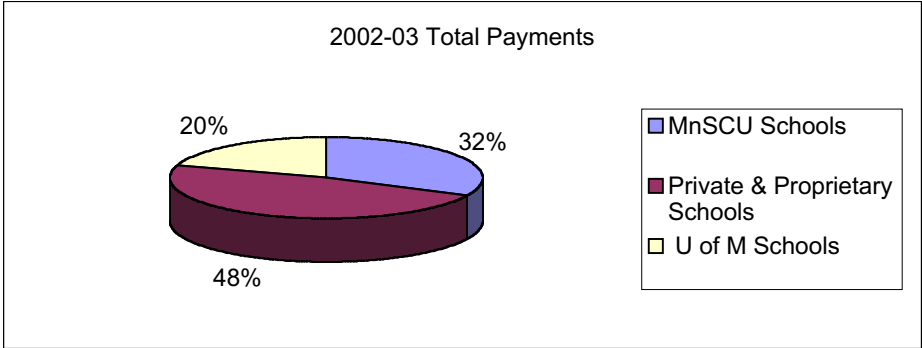
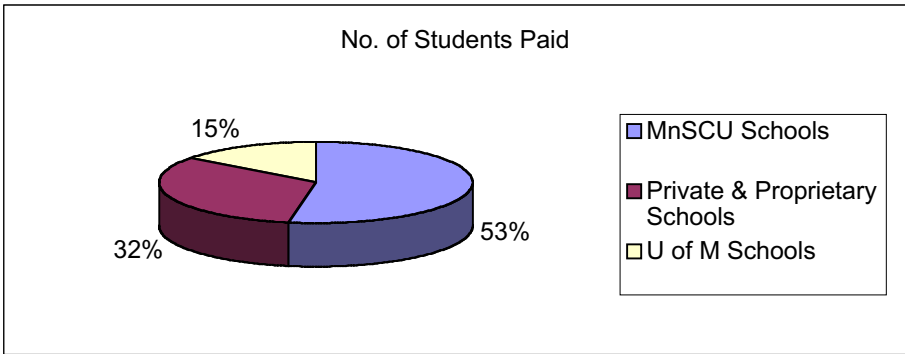


**State Grant 2002-2003**

**System Comparison**

	No. of Students Paid	2002-03 Total Payments	Average Grant per Student
MnSCU Schools	35,978	\$39,841,403	\$1,107
Private & Proprietary Schools	22,140	\$59,097,697	\$2,669
U of M Schools	10,040	\$24,865,203	\$2,477
<b>Totals</b>	<b>68,158</b>	<b>\$123,804,303</b>	



Data from HESO February 28, 2003 Expenditure documents.