

# Brightspace Platform 10.8.8

## Release Notes

Original Notes Published to D2L Brightspace Community Site 12/6/18

*These release notes have been revised to remove items that are not relevant to D2L Brightspace users at Minnesota State Colleges and Universities.*

# Contents

<b>Contents</b> .....	<b>2</b>
<b>Document Change History</b> .....	<b>5</b>
<b>Features</b> .....	<b>6</b>
Brightspace Learning Environment .....	6
Assignments - Change assignment and submission type   New .....	6
Assignments - Evaluate submissions by clicking learner names   New .....	6
Assignments - Improved evaluation experience   Updated .....	7
Content - Create new assignment submission types   Updated .....	7
Course Builder - Create new assignment submission types   Updated .....	8
Discussions - Improvements to the rubrics grading experience   New .....	8
Quizzes - Add initial text to Written Response questions   New .....	9
Quizzes - Opt-in for New Quiz Experience removed   New .....	10
Rubrics - Display graded rubric feedback in Gradebook   Updated .....	10
Rubrics - Improved rubric creation experience   New .....	11
<b>Fixed Issues</b> .....	<b>13</b>
Assignments .....	13
PRB0055772 .....	13
Content .....	13
PRB0138175 .....	13
PRB0054896 .....	13
Grades .....	14
PRB0050220 .....	14
PRB0058262 .....	14
Groups and Sections .....	14
PRB0156549 .....	14
PRB0156553 .....	14
Import/Export/Copy Components .....	15
PRB0130361 .....	15
PRB0156576 .....	15
Quizzes .....	15

PRB0156634.....	15
PRB0156555.....	16
Rubrics .....	16
PRB0131268.....	16
Widgets .....	16
PRB0156546.....	16
<b>Known Issues .....</b>	<b>17</b>
Calendar.....	17
PRB0130337.....	17
PRB0096997.....	17
PRB0057450.....	17
Config Variable Browser.....	18
PRB0056851.....	18
PRB0047666.....	18
Content.....	18
PRB0058233.....	18
PRB0057561.....	18
PRB0134381.....	19
PRB0133623.....	19
Glossary.....	19
PRB0138522.....	19
PRB0137826.....	19
Grades.....	19
PRB0134414.....	19
PRB0130016.....	20
PRB0056699.....	20
Groups.....	21
PRB0057350.....	21
Holding Tank.....	21
PRB0124699.....	21
Question Library.....	21
PRB0069758.....	21

Quizzes .....	22
PRB0156748 .....	22
PRB0156662 .....	23
User Progress .....	23
PRB0117722 .....	23
Widgets .....	24
PRB0156678 .....	24
PRB0137148 .....	24
<b>About D2L.....</b>	<b>25</b>

## Document Change History

This version of the document replaces all previous versions. The following table describes the most recent changes to this document.

<b>Revision Date</b>	<b>Summary of Changes</b>
November 15, 2018	Initial release.

# Features

## Brightspace Learning Environment

### Assignments - Change assignment and submission type | New

If no learner submissions have been made to an assignment, instructors can change the assignment type and submission type. This allows for existing assignments to be modified without the need to create a new assignment.

This feature implements PIE items D3654 and D4880.

Impact of Change	Technical Details
Slight impact to instructors due to the ability to change assignment type and submission type for assignments that do not have learner submissions.	<b>Availability:</b> This feature is available to all clients. <b>To enable:</b> This functionality is automatically enabled for Assignments users. No further action is required. <b>User Resources:</b> For more information to share with users, visit the <a href="#">Assess and Grade Learners – Instructor Guide</a> (print-based resources) or the <a href="#">Create an assignment</a> help topic (online resource).

### Assignments - Evaluate submissions by clicking learner names | New

On the **Submissions** page, instructors can now click on a learner's name to access the **Evaluate Submission** page. Previously this action allowed instructors to email learners. Emails can still be sent from the **Submissions** page by selecting the check box beside a learner's name, and clicking **Email**.

This feature implements PIE item D1014.

Impact of Change	Technical Details
Slight impact to instructors as clicking on a learner's name on the <b>Submissions</b> page now takes them to the <b>Evaluate Submission</b> page instead of emailing the selected learner.	<b>Availability:</b> This feature is available to all clients. <b>To enable:</b> This functionality is automatically enabled for Assignments users. No further action is required. <b>User Resources:</b> For more information to share with users, visit the <a href="#">Assess and Grade Learners – Instructor Guide</a> (print-based resources) or the <a href="#">About assessing assignments</a> help topic (online resource).

## Assignments - Improved evaluation experience | Updated

The Evaluate Submission page has been updated to improve the evaluation experience for instructors with the following features:

- To download a submission, instructors now click on the submission's file name.
- The **Markup Document** button has been replaced by a **Launch Turnitin** link for assignments that have Turnitin enabled.
- The **Publish** and **Save Draft** buttons now display at the bottom of the page and are not confined to the **Evaluation and Feedback** pane.
- An additional link to access the **Next Student** now displays next to the **Publish** and **Save Draft** buttons at the bottom of the page.

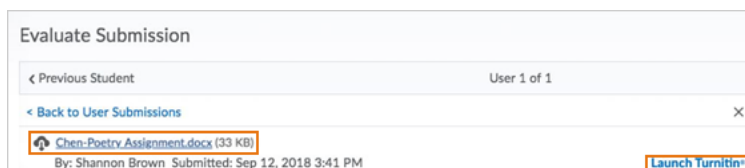


Figure: Download submissions by selecting the file name, and markup documents using the Launch Turnitin button

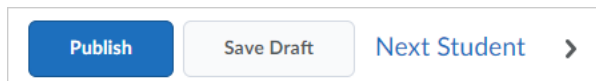


Figure: Publish, Save Draft, and Next Student options grouped together at the bottom of the Evaluate Submission page

Impact of Change	Technical Details
Moderate impact to instructors due to interface changes on the <b>Evaluate Submission</b> page.	<p><b>Availability:</b> This feature is available to all clients.</p> <p><b>To enable:</b> This functionality is automatically enabled for Assignments users. No further action is required.</p> <p><b>User Resources:</b> For more information to share with users, visit the <a href="#">Assess and Grade Learners – Instructor Guide</a> (print-based resources) or the <a href="#">Add feedback and evaluations to assignments</a> help topic (online resource).</p>

## Content - Create new assignment submission types | Updated

On paper and Observed in person assignment submission types can now be created directly from Content. On paper assignments are completed by learners offline and submitted directly to instructors. Observed in person assignments, such as class presentations, do not require written work to be submitted but can be evaluated using the tools available in Assignments.

Impact of Change	Technical Details
Slight impact to instructors due to the ability to create all assignment submission types from Content.	<p><b>Availability:</b> This feature is available to all clients.</p> <p><b>To enable:</b> This functionality is automatically enabled for Content users. No further action is required.</p> <p><b>User Resources:</b> For more information to share with users, visit the <a href="#">Set Up and Deliver a Course - Instructor Guide</a> (print-based resources) or the <a href="#">Create a new topic</a> help topic (online resource).</p>

## Course Builder - Create new assignment submission types | Updated

Instructors can now use Course Builder to create On paper and Observed in person assignment submission types.

Impact of Change	Technical Details
Slight impact to instructors due to the ability to create all assignment types in Course Builder.	<p><b>Availability:</b> This feature is available to all clients.</p> <p><b>To enable:</b> This functionality is automatically enabled for Course Builder users. No further action is required.</p> <p><b>User Resources:</b> For more information to share with users, visit the <a href="#">Set Up and Deliver a Course - Instructor Guide</a> (print-based resources) or the <a href="#">Build a course</a> help topic (online resource).</p>

## Discussions - Improvements to the rubrics grading experience | New

Grading with rubrics in Discussions now offers new functions and an improved workflow. The new design makes for an easier grading experience and is optimized for use on mobile devices.

New rubrics features include:

- All rubric assessments and feedback updates for discussions and grade items now automatically save in draft state while updates are in progress
- Rubrics in draft state are not visible to learners until the instructor selects **Save & Publish**, at which time learners can immediately view their feedback from Assignments, Content, Discussions, Grades and User Progress
- Instructors can choose to bulk publish feedback to all or select users at once, such as for an entire class or group



- New **Retract Feedback** option enables instructors to remove published feedback from view of learners for changes to the **Total Score**. The **Overall Score** and **Overall Feedback** portions of the rubric can be edited without retraction
- A grading pop-up window for easier grading that contains all rubrics for the discussion, a place to enter **Overall Feedback**, and a list of posts that the student has made
- When grading on mobile devices, vertical margins are reduced for easier viewing

The updated publishing workflow for Discussions is available automatically. The new rubrics grading experience is controlled by a new organization level configuration variable `d2l.tools.Rubrics.UpdatedGradingExperience`. By default, this configuration variable is Off until May 2019, allowing time to opt-in. After that time, it will be removed and the new functionality will be turned on automatically.

This feature implements PIE item D4817.

Impact of Change	Technical Details
<p>Moderate impact to administrators due to the new configuration variable that determines the availability of the new rubrics grading functionality to instructors and learners.</p>	<p><b>Availability:</b> This feature is available to all clients.</p> <p><b>To enable:</b> Ensure the <code>d2l.tools.Rubrics.UpdatedGradingExperience</code> configuration variable is turned On.</p> <p>This new configuration variable is available until May 2019. After that time, the configuration variable will be removed and the new functionality will be turned on automatically for all clients.</p> <p><b>User Resources:</b> For more information to share with users, refer to the <a href="#">Assess and Grade Learners - Instructor Guide</a> (print-based resource), or the <a href="#">Managing rubrics</a> web topic for instructors (online resource) at release. In addition, please view the following blog posts for more information on the new Rubrics grading experience:</p> <p><a href="#">Changes Coming To Rubrics Grading Experience - Coming Fall 2018</a> and <a href="#">New Best Practices in Rubrics Grading - Coming Fall 2018</a></p>
<p>Moderate impact to instructors due to the new publishing options and workflow for grading rubrics for discussions.</p>	<p>Predefined feedback does not support HTML.</p>

## Quizzes - Add initial text to Written Response questions | New

Instructors can add initial text to Written Response questions in the new Question Experience. Previously instructors could not add initial text into the answers for Written Response questions.

This feature implements PIE item D3957.

Impact of Change	Technical Details
Slight impact to instructors due to improved functionality of the new Quizzing Experience.	<p><b>Availability:</b> This feature is available to all clients.</p> <p><b>To enable:</b> This functionality is automatically enabled for Quizzes users. No further action is required.</p> <p><b>User Resources:</b> For more information to share with users, visit the <a href="#">Assess and Grade Learners - Instructor Guide</a> (print-based resources) or <a href="#">Creating quizzes</a> (online resource).</p>

## Quizzes - Opt-in for New Quiz Experience removed | New

The opt-in configuration variable **d2l.Tools.Quizzes.NewQuizExperienceOpt-In** is now removed from the Config Variable Browser. Users can no longer opt out of the new quiz experience.

Impact of Change	Technical Details
High impact to administrators due to the removal of the opt-in option for the new quiz experience.	<p><b>Availability:</b> This feature is available to all clients.</p> <p><b>To enable:</b> This functionality is automatically enabled for all users. No further action is required.</p> <p>For more information to share with users, visit the <a href="#">Brightspace Learning Environment - Administrator Guide</a> (print-based resources) or <a href="#">Quizzes</a> help landing page (online resource).</p>

## Rubrics - Display graded rubric feedback in Gradebook | Updated

In the June 2018/10.8.2 release, the user experience for rubrics was improved to allow learners to view their graded rubric feedback in Gradebook for discussions, assignments, and quizzes.

For instructors, this change impacted how they used rubrics with activities. They could assess discussions, assignments or quizzes from the corresponding tool, and the completed rubric displayed in its entirety in Gradebook (if the activity had a linked grade).

For administrators, this functionality was controlled by a new, temporary **d2l.tools.Rubrics.DisplayActivityRubricsOnGrades** configuration variable at the organization level.

As of the December 2018/10.8.8 release, the **d2l.tools.Rubrics.DisplayActivityRubricsOnGrades** configuration variable is now turned on

by default and is no longer configurable by an administrator. To disable this functionality, contact D2L Support.

Impact of Change	Technical Details
Moderate impact to administrators due to changes to the default setting for a configuration variable.	<p><b>Availability:</b> This feature is available to all clients.</p> <p><b>To enable:</b> This functionality is automatically enabled for rubrics users. No further action is required. To disable this functionality, contact D2L Support.</p> <p><b>User Resources:</b> For more information to share with users, visit <a href="#">Displaying Rubric Feedback In Gradebook</a> (Community blog post), the <a href="#">Assess and Grade Learners - Instructor Guide</a> (print-based resource), or the <a href="#">Managing rubrics</a> web topic for instructors (online resource) at release.</p>

## Rubrics - Improved rubric creation experience | New

To offer instructors a more streamlined approach to authoring rubric levels and criteria, this release introduces a new, opt-in rubric creation experience. Specifically, the Rubrics tool includes the following enhancements:

- Quickly create and edit rubric levels and criteria inline using an auto-save experience
- Easily change rubric type and scoring method during rubric creation
- Re-order criterion via drag and drop or keyboard
- Improved logic for point-based rubrics, where new levels automatically follow existing point scoring sequences
- Individual criterion cells in custom point rubrics dynamically scale when editing the criterion out-of value
- Overall Score is visually separated from the rubric, displaying in its own section

This feature implements PIE items D505, D2300, and D2915.

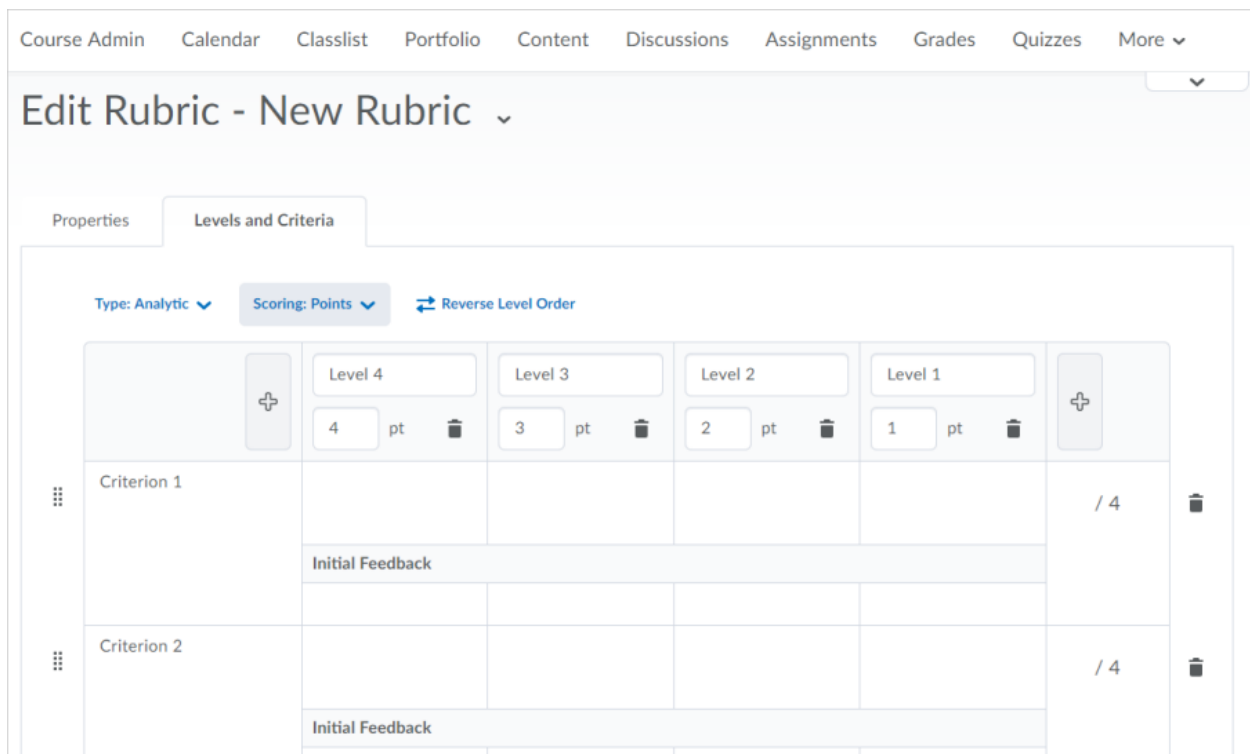


Figure: The new rubric creation experience

Impact of Change	Technical Details
<p>Slight impact to administrators due to a new configuration variable that controls the new rubric creation experience.</p>	<p><b>Availability:</b> This feature is available to all clients.</p> <p><b>To enable:</b> Ensure the new <code>d2l.Tools.Rubrics.CreateExperienceOptIn</code> configuration variable is set to On or On (Opt-In). The default value is Off. D2L recommends setting the configuration variable to On (Opt-In), allowing instructors to choose the new or old experience. With this setting, instructors can opt-out at any time and provide feedback. With the On setting, instructors cannot opt-out.</p> <p><b>User Resources:</b> For more information to share with instructors, visit the <a href="#">Assess and Grade Learners – Instructor Guide</a> (print-based resources) or <a href="#">Evaluate an activity based on a predefined set of criteria</a> (online resource).</p>
<p>Moderate impact to instructors due to a new interface for creating and editing rubrics.</p>	<p>N/A</p>

## Fixed Issues

D2L is committed to releasing high quality products that perform as expected. To keep you informed about product fixes impacting your environment, fixed issue documentation is communicated at release in the Fixed Issues List, and between releases in Fix Notifications. For information on when an issue is fixed, see the fixed in statement in the issue description.

## Assignments

### PRB0055772

Previously, in Brightspace Learning Environment, when you attempted to submit large files to Turnitin, you might have encountered an error.

Now, in Brightspace Learning Environment, you can successfully submit large files to Turnitin, without error.

Fixed in Brightspace Learning Environment 10.8.8.

## Content

### PRB0138175

Previously, in Content, when you attempted to print a document with multiple pages, or a presentation with multiple slides, only a single page or slide was printed.

Now, in Content, when you attempt to print a document with multiple pages, or a presentation with multiple slides, all pages and slides are printed, as expected.

Fixed in Brightspace Learning Environment 10.8.8.

### PRB0054896

Previously, in Content, SCORM 2004 Packages were not mobile friendly.

Now, in Content, SCORM 2004 Packages display accurately on mobile devices, as expected.

Fixed in Brightspace Learning Environment 10.8.8.

## Grades

### PRB0050220

Previously, in Brightspace Learning Environment, you were able to delete a grade item twice, within two different tabs and you might have observed that you were unable to restore this grade object in the Event Log.

Now, in Brightspace Learning Environment, you cannot delete a grade item twice, within two different tabs and you can restore the grade object from within the Event Log, as expected.

Grades that were previously deleted twice can now be restored properly as well.

Fixed in Brightspace Learning Environment 10.8.8.

### PRB0058262

Previously, when exporting grades to a .CSV file, the option to include the subtotal displayed and gave a warning that you can't import the subtotal back into a course. However, if you didn't include the subtotal, the format of the export could not be imported back into the course.

Now, when importing grades using a .CSV file that was exported from the gradebook, an error no longer displays if the import file contains subtotal information.

Fixed in Brightspace Learning Environment 10.8.8.

## Groups and Sections

### PRB0156549

Previously, in Brightspace Learning Environment, while enrolling a user in a group, when you attempted to search for a user with two first or last names, no search results were populated.

Now, in Brightspace Learning Environment, while enrolling a user in a group, when you attempt to search for a user with two first or last names, search results are populated, as expected.

Fixed in Brightspace Learning Environment 10.8.8.

### PRB0156553

Previously, in Brightspace Learning Environment, when you attempted to search for users within groups / section enrollments with the **OrgDefinedId** check box selected, you might have encountered an error.

Now, in Brightspace Learning Environment, you can successfully search for users within groups / section enrollments with the **OrgDefinedId** check box selected, without error.

Fixed in Brightspace Learning Environment 10.8.8.

## Import/Export/Copy Components

### PRB0130361

Previously, in Copy Course Components, when copying Groups, when you selected the **Copy selected item** option, you might have encountered an error when copying subgroups of sections.

Now, in Copy Course Components, when copying Groups, when you select the **Copy selected item** option, you can successfully copy subgroups of sections, as expected.

Fixed in Brightspace Learning Environment 10.8.8.

### PRB0156576

Previously, in Brightspace Learning Environment, when you attempted to copy competencies between courses, the activities associated to tools in the source course were copied into the destination course for existing tools. As a result, duplication of the learning objective activities occurred.

Now, when you attempt to copy competencies between courses, the activities associated to tools in the source course are not copied into the destination course for existing tools and learning objective activities are not duplicated, as expected.

Fixed in Brightspace Learning Environment 10.8.8.

## Quizzes

### PRB0156634

Previously, in Content, overdue quizzes were displayed to users with special access in the **Past Due** tab on the **Course Schedule** page.

Now, in Content, users accurately see overdue quizzes that they have special access to in the **Upcoming** tab on the **Course Schedule** page, as expected.

Fixed in Brightspace Learning Environment 10.8.8.

## PRB0156555

Previously, in Brightspace Learning Environment, learners with special access to an activity (such as a quiz, etc.) were not always notified properly when the item was overdue.

Now, in Brightspace Learning Environment, learners with special access to an activity are consistently notified when the activity is overdue, as expected.

Fixed in Brightspace Learning Environment 10.8.8.

## Rubrics

### PRB0131268

Previously, in Brightspace Learning Environment, in an activity with a rubric and grade item, when an instructor assessed a learner, the assessed rubric was not visible to the instructor when he previewed the learner's grades.

Now, in Brightspace Learning Environment, in an activity with a rubric and grade item, when an instructor assesses a learner, the rubric preview for the particular learner now displays the assessed state of the rubric and not merely the generic preview, as expected.

Fixed in Brightspace Learning Environment 10.8.8.

## Widgets

### PRB0156546

Previously, in the My Courses widget, when you attempted to navigate tabs using a virtual cursor with VoiceOver, the selected tab changed when it should not. You had to hit the **Tab** key, but if there was no tab stop in the content, you could not get to the desired tab.

Now, in the My Courses widget, you can successfully navigate tabs using a virtual cursor with VoiceOver by swiping right and left, as expected.

Fixed in Brightspace Learning Environment 10.8.8.



## Known Issues

D2L is committed to releasing high quality products that perform as expected. To keep you informed about the product issues most likely to impact your environment, the Known Issues List consists of newly discovered and commonly reported issues that can be consistently reproduced by D2L. For more information on when an issue was first reported, see the Found in statement in the issue description.

## Calendar

### PRB0130337

During date import or editing dates using the Manage Dates/ Offset Dates tool, a duplicate event may be created which quicklinks to the calendar and cannot be removed through the User Interface.

Found in Brightspace Learning Environment 10.8.0.

### PRB0096997

Clicking **Load More** in a course Calendar with more than 100 items re-loads previously-displayed items, and increases the item count by 100.

Found in Brightspace Learning Environment 10.8.0.

To reproduce this issue:

1. Log in to Brightspace Learning Environment as an administrator, and create a test course with 101 Calendar Items.
2. Navigate to **Calendar**.
3. Click **List**.
4. Scroll down to the bottom of the list, then click **Load More**.
5. Observe that the Calendar items loaded are duplicates of the Calendar items that have already displayed.

### PRB0057450

Group-restricted availability settings in Calendar items do not copy when a course is copied.

Found in Brightspace Learning Environment 10.7.11.

To reproduce this issue:

1. Log in to Brightspace Learning Environment as an administrator, and access a test course.
2. Navigate to **Calendar**.

3. Click **Create Event**.
4. Restrict the event to a single group.
5. Click **Create**.
6. Navigate to a second test course.
7. Click **Admin Tools**, and select **Import/Export/Copy Components**.
8. Click **Copy Components from another Org Unit**, and click Search for offering.
9. Locate the Calendar event created in previous steps.
10. Select the Calendar event, and complete the copy process.
11. Observe that the item created in the previous steps does not appear.

## Config Variable Browser

### PRB0056851

When using the search function in the Config Variable Browser to search course names, the search results skip entries in the search results when paging if the same course name appears multiple times.

Found in Brightspace Learning Environment 10.7.8.

### PRB0047666

When the **d2l.Tools.FileUpload.hasFileUploadConfirm** configuration variable has been set to **On**, the dialog box does not display the text set in either **d2l.Tools.FileUpload.FileUploadMessage** or **d2l.Tools.FileUpload.FileUploadWarning**.

Found in Brightspace Learning Environment 10.4.6.

## Content

### PRB0058233

Some SCORM items automatically re-size when imported into Content, and continue re-sizing infinitely.


Found in Brightspace Learning Environment 10.8.0.

### PRB0057561

Users encounter an internal error when viewing LTI content if there is a hidden category in the Grades tool which a user cannot access and the user has the **Manage External Learning Tool Links** permission enabled.

Found in Brightspace Learning Environment 10.7.11.

## PRB0134381

When using Cengage's Course Builder plugin to import content, special characters end up rendering as  symbols.

Found in Brightspace Learning Environment 10.8.4.


## PRB0133623

On lower resolution screens, when **Screen Resolution** is set to **1920 x 1080** and **Text Size** is set to **175 %**, the **Save** and **Cancel** buttons in the Content HTML Source Editor are hidden behind the task bar.

Found in Brightspace Learning Environment 10.8.4.

## Glossary

### PRB0138522

When importing a Glossary that includes French accented characters, the accented characters are converted to  symbols.

Found in Brightspace Learning Environment 10.8.4.

### PRB0137826

When using Glossary, the Select All and Clear Selection checkboxes are unresponsive.

As a workaround, select each item in the Glossary individually, rather than using **Select All**.

Found in Brightspace Learning Environment 10.8.4.

## Grades

### PRB0134414

When using a mobile browser, users cannot open assignment submissions from the **Grade Item > Enter Grades** view.

Found in Brightspace Learning Environment 10.8.4.

To reproduce this issue:

1. Using a mobile browser, log in to Brightspace Learning Environment as an instructor and access a test course that contains an assignment with submissions and an associated grade item

2. Navigate to **Grades**.
3. Scroll down the page, and select the assignment submission icon beside any grade item in the **Enter Grades** view.
4. Observe that the assignment submission fails to open.

## PRB0130016

Instructors can use the Grade All and Clear All options on learners they cannot see in the Gradebook.

Found in Brightspace Learning Environment 10.8.3.

To reproduce this issue:

1. Log in to Brightspace Learning Environment as an administrator, and do the following:
  - a. Ensure that **Course Access Options > Sections** is set to **None of the above**.
  - b. In **Roles and Permissions**, under **Grades**, ensure that the **See the Grades tool**, **Enter Grades**, and **Manage Grades permissions** are enabled at the **Course Offering** and **Section** level for the **Instructor** role.
  - c. Create a test course with two sections, and enroll one learner in each section.
  - d. Enroll an instructor in the first of the two sections previously created.
2. Navigate to the test course created in the previous step, and create a grade item.
3. Impersonate an instructor, and access the test course with the newly-created grade item.
4. Navigate to **Grades**.
5. Click **Manage Grades**.
6. Click the dropdown menu next to the grade item's name, and select **Enter Grade**.
7. Observe that only the learner enrolled in the first section is visible.
8. Click the dropdown menu next to the grade item's name, and select **Grade All**.
9. Enter any value.
10. Click **Save**.
11. Click **Save and Close**.
12. Impersonate an administrator.
13. Navigate to **Grades**.
14. Click **Manage Grades**.
15. Click the drop-down menu next to the grade item's name, and select **Enter Grade**.
16. Observe that the instructor impersonated in previous steps has graded both learners, despite their visibility being limited to the learner in the first section.

## PRB0056699

Grade categories imported into a course are set to explicitly use the organization's default grade scheme, instead of being set to use whichever may be the default scheme within the course.

Found in Brightspace Learning Environment 10.7.8.

## Groups

### PRB0057350

Creating self-enrollment groups times out for larger classlists, causing group creation to not fully complete.

Found in Brightspace Learning Environment 10.7.11.

To reproduce this issue:

1. Log in to Brightspace Learning Environment as an administrator, and access a test course with a very large number of enrollments (8,000+ enrollments).
2. Navigate to **Groups**.
3. Click **New Category**.
4. Set **Enrollment Type** to **Groups of # - Self Enrollment**, then set **Number of Users** to **2**.
5. Click **Save**.
6. Observe that an internal error appears.
7. Navigate to **Groups**.
8. Observe that the last group created does not have a group code.

## Holding Tank

### PRB0124699

When running multiple orgs in Holding Tank, performance issues can occur if the sizes of the orgs vary by a large degree.

Found in Brightspace Learning Environment 10.3.0.

## Question Library

### PRB0069758

When copying sections of questions from the Question Library where the section was created after the questions, the resulting questions are created at the root level in the destination, rather than within the appropriate section in the Question Library.

Found in Brightspace Learning Environment 10.8.0.

To reproduce this issue:

1. Log in to Brightspace Learning Environment as an administrator, and access a test course.
2. Navigate to **Question Library**.

3. Create any two types of questions.
4. Create a section.
5. Move the questions created in Step 3 into the section.
6. Navigate to another test course.
7. From **Admin Tools**, click **Import/Export/Copy Course Components**.
8. Select **Copy Components** from another Org Unit, then select the first test course accessed in previous steps.
9. Click **Select Components**, and select **Question Library**.
10. Select the section created in previous steps.
11. Complete the copy.
12. Observe that, in the destination folder, the questions are not organized within the copied section.

## Quizzes

### PRB0156748

In forward-only quizzes, if a learner accidentally hits the **Submit Quiz** button and goes to the **Submission Confirmation** page, there is a **Back to Questions** button that allows them to return to the last page of questions they submitted from. However, if the learner does any of the following, relaunching the quiz takes the user to the **Quiz Submission Confirmation** page without displaying a **Back to Questions** button:

- Close their browser section
- Click the **Close** icon in the top-right corner of the browser window
- Lose internet connectivity before clicking **Back to Questions** from the **Submission Confirmation** page

As a workaround, instructors can see which page the learner last visited, and create a special access version of the quiz to allow the affected user to re-take the quiz.

Found in Brightspace Learning Environment 10.8.7.

To reproduce this issue:

1. Log in to Brightspace Learning Environment as an instructor, and access a test course with learners enrolled.
2. Navigate to **Quizzes**.
3. Create an open forward-only quiz with at least three quiz question pages.
4. Impersonate a learner.
5. Navigate to the quiz created in previous steps, and take the quiz.
6. On Page 1 of the quiz, answer the questions, then click **Submit Quiz**.
7. When the Quiz Submission Confirmation page loads, close the browser tab or window.
8. Re-open a new browser tab or window, and log back in to Brightspace Learning Environment as the learner impersonated in Step 4.
9. Navigate to the in-progress quiz attempt.

10. Observe that, on accessing the quiz, you are unable to access unvisited pages in the quiz.

## PRB0156662

Multiple choice, True/False, and Multi-select questions that use a horizontal layout encounter an auto-save error, and are unable to automatically save the quiz question. However, these questions will save if the user submits the quiz, changes to a new page in a quiz with more than one page, or clicks on one of the question number links in the left-hand question status table.

As a workaround, set up multiple choice quizzes to use vertical layout for all quiz questions.

Found in Brightspace Learning Environment 10.8.6.

## User Progress

### PRB0117722

Instructors are unable to see specific grade items in the Class Progress page if the **Manage Items and Categories** Grades permission is disabled AND the specific grade item has a release condition that the instructor has not met. However, learner scores for the specific grade item are visible when viewing a specific learner's User Progress.

Found in Brightspace Learning Environment 10.8.2.

To reproduce this issue:

1. Log in to Brightspace Learning Environment as an administrator, and access a test course with learners enrolled.
2. Ensure the **Manage Items and Categories** permission is enabled for instructors at the **Course Offering** level.
3. Log in to the test course as an instructor.
4. Navigate to **Quizzes**, and create a new quiz.
5. Navigate to **Grades**, and create a numeric grade object.
6. Link the grade item to the quiz created in previous steps.
7. Navigate back to the grade object, and add a **Completed Quiz attempt** release condition with the number of attempts set to **1**.
8. Impersonate a learner, and complete the quiz.
9. Impersonate an instructor, and navigate to the quiz.
10. Grade and publish the learner's quiz attempt.
11. Navigate to **Class Progress**.
12. Observe that the grade item can be seen in the **Class Progress** view.
13. Impersonate an administrator, and disable the **Manage Items and Categories** Grades permission for instructors at the **Course Offering** level.
14. Impersonate an instructor, and navigate to **Class Progress**.
15. Observe that the grade item is no longer visible.
16. Click on the name of the learner that took the quiz.

17. Observe that the grade item is visible in User Progress.

## Widgets

### PRB0156678

When hovering over the **Notification** icon in the My Courses widget with the **d2l.Tools.MyCoursesWidget.UpdatedSortLogic** configuration variable turned on, no tooltip information is provided.

Found in Brightspace Learning Environment 10.8.7.

To reproduce this issue:

1. Log in to Brightspace Learning Environment as an administrator.
2. Navigate to **Config Variable Browser**.
3. Ensure the **d2l.Tools.MyCoursesWidget.UpdatedSortLogic** configuration variable is turned on.
4. Navigate to a test course that has the My Courses widget enabled.
5. In the My Courses widget, hover the cursor over the **Notification** icon.
6. Observe that no tooltip information appears.

### PRB0137148

Module titles within the Content Browser Widget can be obscured by scrollbars if the module title has more than 50 characters.

Found in Brightspace Learning Environment 10.8.4.



## About D2L

A global leader in EdTech, D2L is the creator of Brightspace, the world's first integrated learning platform.

The company partners with thought-leading organizations to improve learning through data-driven technology that helps deliver a personalized experience to every learner, regardless of geography or ability. D2L's open and extensible platform is used by more than 1,100 clients and almost 15 million individual learners in higher education, K–12, healthcare, government, and the enterprise sector—including Fortune 1000 companies.

The company has operations in the United States, Canada, Europe, Australia, Brazil, and Singapore. [www.D2L.com](http://www.D2L.com)

Contact Us	
Phone:	1.519.772.0325 (Worldwide)
Toll Free:	1.888.772.0325 (North America) 0.808.234.4235 (United Kingdom and Europe) 0.800.452.069 (New Zealand) 1.800.656.210 (Australia) 0.800.891.4507 (Brazil)
Fax:	1.519.772.0324
Email:	<a href="mailto:info@brightspace.com">info@brightspace.com</a>
Twitter:	<a href="https://twitter.com/Brightspace">@Brightspace</a>
Web:	<a href="http://www.D2L.com">www.D2L.com</a>

© 2018 D2L Corporation.

The D2L family of companies includes D2L Corporation, D2L Ltd, D2L Australia Pty Ltd, D2L Europe Ltd, D2L Asia Pte Ltd, and D2L Brasil Soluções de Tecnologia para Educação Ltda.

Brightspace, D2L, and other marks ("D2L marks") are trademarks of D2L Corporation, registered in the U.S. and other countries. Please visit [d2l.com/trademarks](http://d2l.com/trademarks) for a list of other D2L marks.