



# Students: D2L Brightspace update to version 10.8.7 (November 2018)

## *Release Notes*

*Note: This document provides the 10.8.7 release notes from D2L's November 2018 monthly continuous delivery release. Some features or products were excluded from the original document if they were not applicable to Minnesota State users.*

*Minor changes were made to the original content for word-choice and formatting consistency.*



# CONTENTS

<b>CONTENTS</b> .....	<b>2</b>
<b>BRIGHTSPACE 10.8.7 / NOV 2018 UPDATE FOR MINNESOTA STATE USERS</b> .....	<b>3</b>
Additional Resources .....	3
<b>NEW AND UPDATED FEATURES</b> .....	<b>4</b>
QUIZZES .....	4
Quizzes – Quizzes display in full screen   <b>New 10.8.7</b> .....	4
WIDGETS .....	5
Widgets – Visual updates to My Courses Widget course tiles   <b>Updated 10.8.7</b> .....	5



## BRIGHTSPACE 10.8.7 / NOV 2018 UPDATE FOR MINNESOTA STATE USERS

This document's intended audience is **Students** at the colleges and universities of Minnesota State.

The following release notes are Minnesota State users who want information on D2L Brightspace Platform features released in version 10.8.7 (November 2018).

Note that some features or products were excluded from the original document if they were not applicable to Minnesota State users. We have only included relevant features to bring them to the attention of our Minnesota State D2L user community.

### Additional Resources

- [Brightspace Platform Requirements](https://community.brightspace.com/s/article/Brightspace-Platform-Requirements) (https://community.brightspace.com/s/article/Brightspace-Platform-Requirements)
- Knowledge Article 1483 [Supported browsers in D2L Brightspace](https://mnscu.sharepoint.com/sites/D2Lsupport/learner/1483.docx?web=1) (https://mnscu.sharepoint.com/sites/D2Lsupport/learner/1483.docx?web=1)
- Knowledge Article 600 [Student D2L Brightspace Resources and Known Issues](https://mnscu.sharepoint.com/sites/D2Lsupport/learner/600.docx?web=1) (https://mnscu.sharepoint.com/sites/D2Lsupport/learner/600.docx?web=1)



## NEW AND UPDATED FEATURES

### QUIZZES

Quizzes – Quizzes display in full screen | [New 10.8.7](#)

Quizzes now display in full screen. When a learner clicks Start Quiz, the navbar and minibar disappears. This provides additional screen space for the quiz by removing unnecessary navigation elements from view.

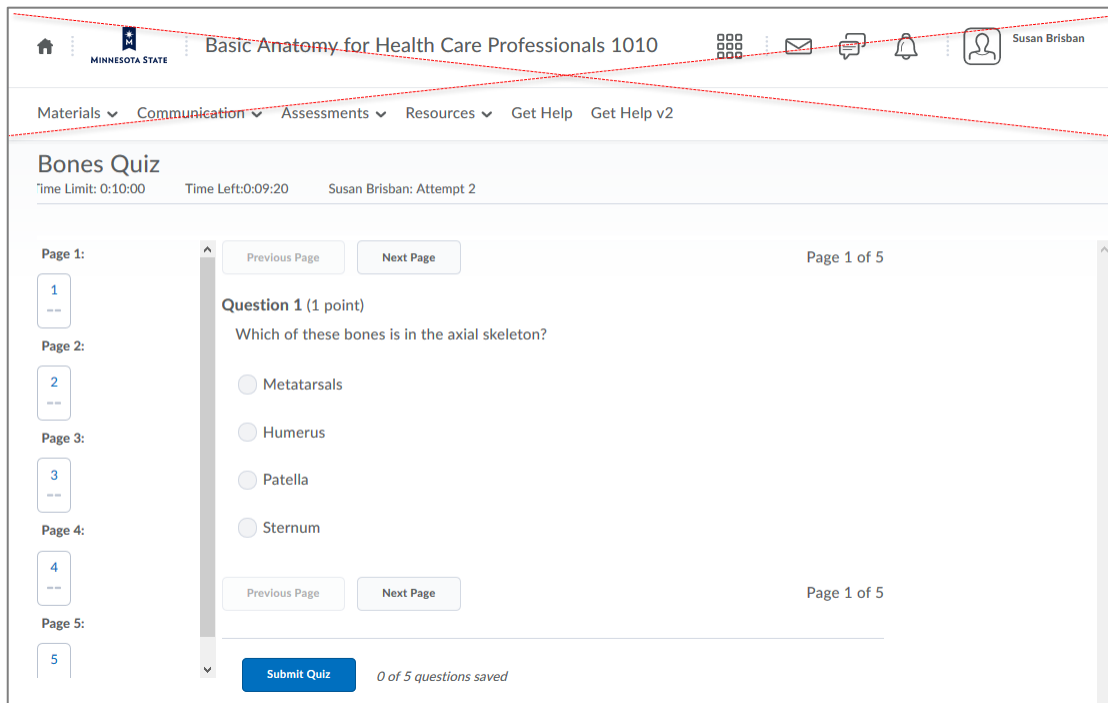


Figure: The previous view when taking a quiz (on a desktop device) which displayed the course navbar and minibar

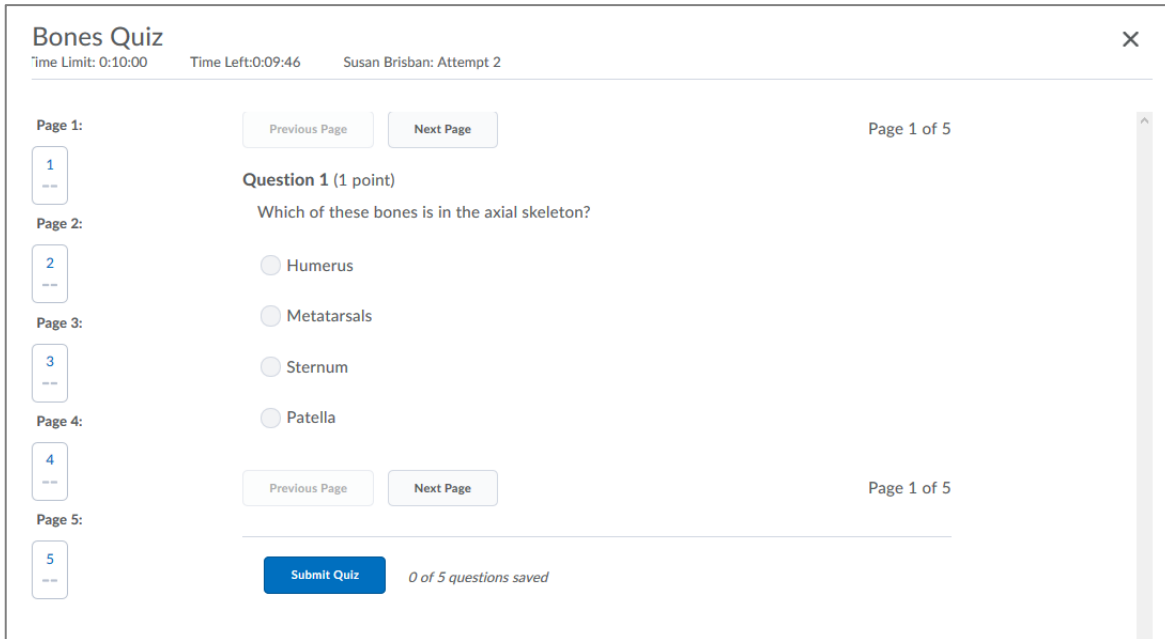


Figure: The new view when taking a quiz (on a desktop device) displays in full screen without the course navbar or minibar

Impact of Change	Technical Details	Next Steps
<b>Slight impact to learners due to the updated layout of quizzes.</b>	<b>User Resources:</b> For more information to share with users, visit the <a href="#">Take a quiz</a> topic (online resource).	This functionality is automatically available for Quizzes users. No further action is required.

## WIDGETS

### Widgets – Visual updates to My Courses Widget course tiles | Updated 10.8.7

To provide added value and ease of use to the My Courses widget, the following changes are now available with the widget course cards:

- Cleaner layout of course name, code, semester, and dates
  - Future course start and past course end dates are listed separate from the course image
- New status badge indicates a **Closed** states for courses that have past end dates
  - If a class has this badge, you may be able to access it depending on your role in the course

- Course images that you can see and access are in full color
- Course images that you can see, but can no longer access are in gray-scale color
- Three individual course notifications are available, sorted by tool
  - Icon indicates how many notifications are unread in the course
  - Clicking on an icon takes the user to that tool in the course
- The 'View All Courses' link displays the number of courses (1 to 20+) on the All Courses page

Now, in the My Courses Widget, alert messages have been added for the following instances:

- You may see an alert if your account does not have access to any courses at the site: "You don't have any courses to display."

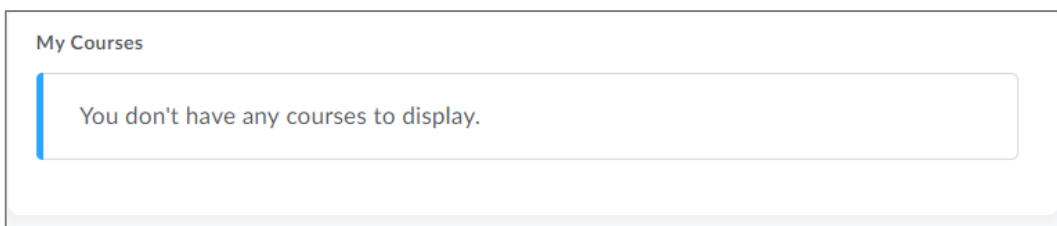


Figure: You may see a 'You don't have any courses to display' alert message if you do not have access to any courses

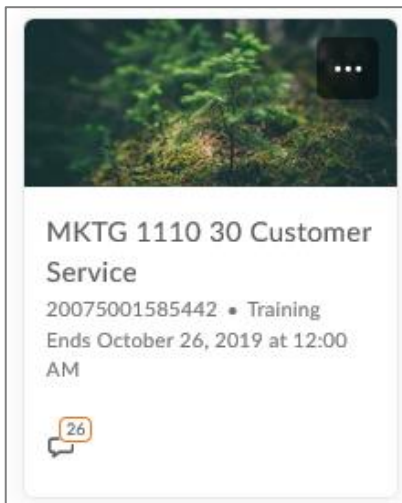


Figure: The future course start date or date is listed separate from the course image





Figure: The future course start date is listed separate from the course image



Figure: A 'Closed' course status badge with a gray-scale color for courses you can see but can no longer access



Figure: Individual notification icons for Assignments, Discussions, and Quizzes, sorted by type



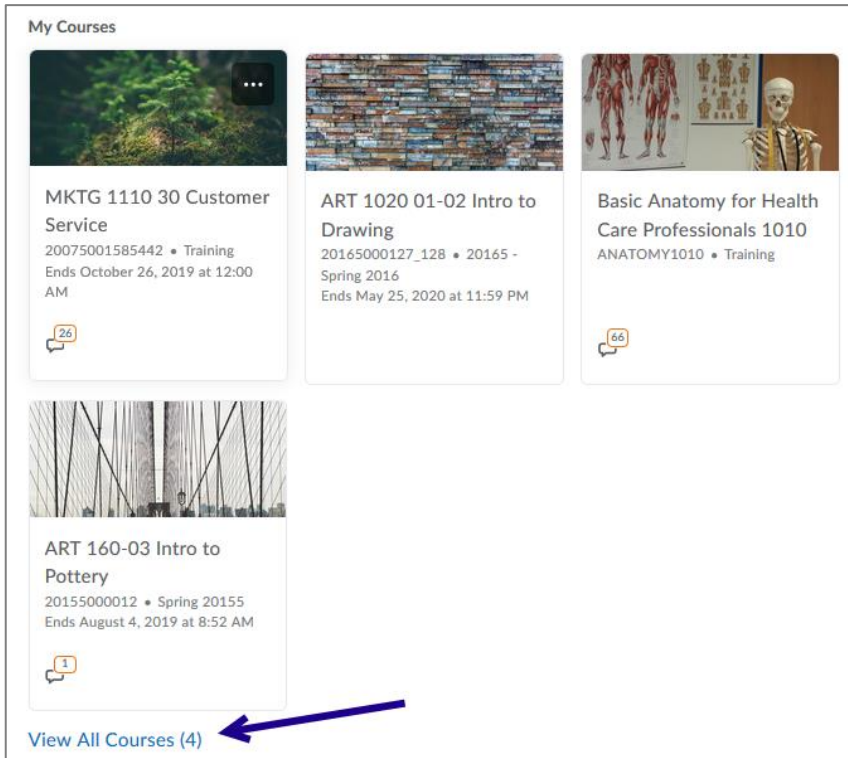


Figure: The View All Courses link lists the number of courses you can see on the All Courses page

Impact of Change	Technical Details	Next Steps
<p><b>Slight impact to users who now have additional information available on the My Courses widget course tiles.</b></p>	<p><b>User Resources:</b> For more information to share with users, visit <a href="#">Brightspace Help for Students</a> (online resource).</p>	<p>This functionality is automatically available for users. No further action is required.</p>

