



# Students: D2L Brightspace update to version 10.8.6 (October 2018)

## *Release Notes*

*Note: This document provides the 10.8.6 release notes from D2L's October 2018 monthly continuous delivery release. Some features or products were excluded from the original document if they were not applicable to Minnesota State users.*

*Minor changes were made to the original content for word-choice and formatting consistency.*



# CONTENTS

<b>CONTENTS</b> .....	<b>2</b>
<b>BRIGHTSPACE 10.8.6/OCT 2018 UPDATE FOR MINNESOTA STATE USERS</b> .....	<b>3</b>
<b>NEW AND UPDATED FEATURES</b> .....	<b>4</b>
ASSIGNMENTS.....	4
Assignments – New assignment types and terminology changes   <b>New 10.8.6</b> .....	4
BRIGHTSPACE PULSE .....	6
Brightspace Pulse - Course modules display due dates   <b>New 10.8.6</b> .....	6
CONTENT / BINDER APP .....	7
Content / Binder App – Send to Binder   <b>Removed 10.8.6</b> .....	7
HTML EDITOR.....	7
HTML Editor – Descriptive message for quicklinks to unavailable course activities   <b>New 10.8.6</b> .....	7
QUIZZES .....	9
Quizzes – Auto-save during quiz taking   <b>New 10.8.6</b> .....	9



## BRIGHTSPACE 10.8.6/OCT 2018 UPDATE FOR MINNESOTA STATE USERS

This document's intended audience is **Students** at the colleges and universities of Minnesota State.

The following release notes are Minnesota State users who want information on D2L Brightspace Platform features released in version 10.8.6 (October 2018).

Note that some features or products were excluded from the original document if they were not applicable to Minnesota State users. We have only included relevant features to bring them to the attention of our Minnesota State D2L user community.

### Additional Information:

- [Brightspace Platform Requirements](https://community.brightspace.com/s/article/Brightspace-Platform-Requirements) (https://community.brightspace.com/s/article/Brightspace-Platform-Requirements)
- Knowledge Article 1483 [Supported browsers in D2L Brightspace](https://mnsu.sharepoint.com/sites/D2Lsupport/learner/1483.docx?web=1) (https://mnsu.sharepoint.com/sites/D2Lsupport/learner/1483.docx?web=1)
- Knowledge Article 600 [Student D2L Brightspace Resources and Known Issues](https://mnsu.sharepoint.com/sites/D2Lsupport/learner/600.docx?web=1) (https://mnsu.sharepoint.com/sites/D2Lsupport/learner/600.docx?web=1)

## NEW AND UPDATED FEATURES

### ASSIGNMENTS

Assignments – New assignment types and terminology changes | [New 10.8.6](#)

**On paper submission** and **Observed in person** assignment submission types are now available in Assignments. These new assignment submission types do not require students to make a file submission for them to be completed.

On paper assignments are submitted directly to instructors in class, but allow evaluation and feedback to be completed in D2L Brightspace. A presentation can also be observed in person and evaluated in Brightspace. Both new assignments can be marked as complete by students, automatically marked as complete on their due date, or marked as complete upon evaluation by the instructor, depending on how the assignment is configured by your instructor.

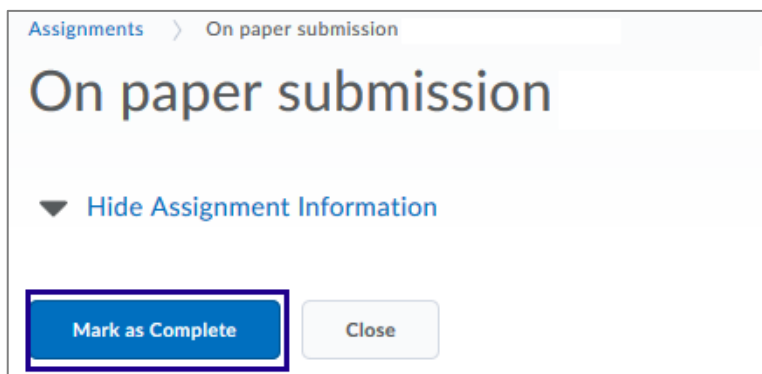


Figure: Mark as Complete option for a non-file submission assignment folder



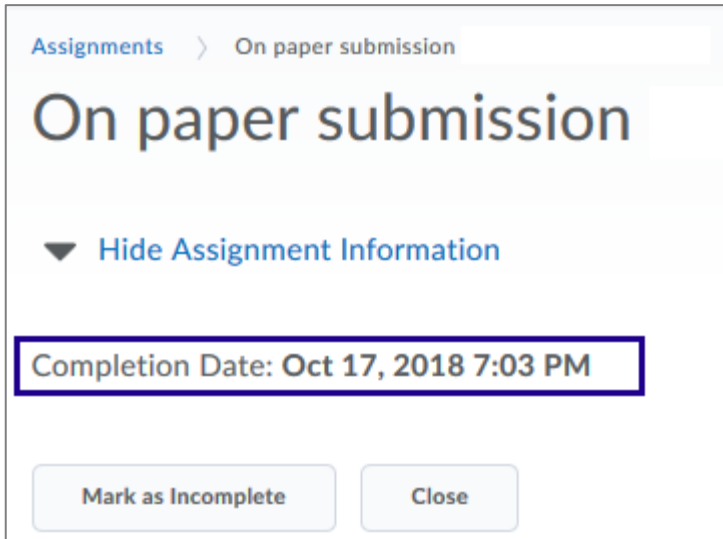


Figure: The Completion Date after using the Mark as Complete option for a non-file assignment folder

In the Assignments tool, the terms "submission" and "folder" will be removed from several pages because the tool is no longer limited to submission files only, but includes several other types of assignments that can be uploaded within the Assignments tool, such as text, "on paper", and "observed in person".

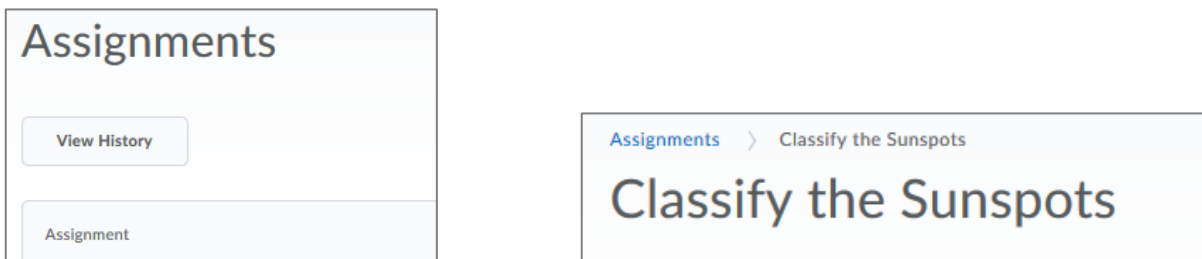


Figure: The terms "submission" and "folder" removed on the Assignments tool page and Submissions page

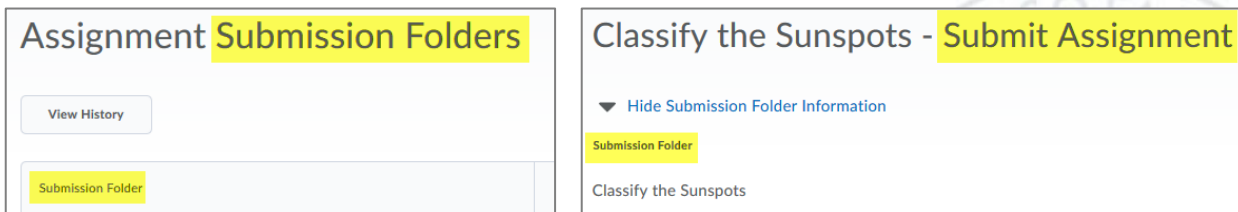


Figure: The previous Assignments tool and Submissions page with the original terminology

Impact of Change	Technical Details	Next Steps
<p><b>Moderate impact to instructors due to the availability of new assignment submission types, changes to the work flows for creating all types of assignments, and language term updates.</b></p>	<p><b>Availability:</b> This new terminology is automatically available within the Assignments tool. No further action is required.</p> <p><b>To enable:</b> The ‘marked by learners’ feature is available if your instructor has set the assignment folder with that option.</p> <p><b>User Resources:</b> For more information to share with users, visit <a href="#">Submit assignments</a> (online resource).</p>	<p>If your instructor uses the new feature within the assignments tool, discuss these features with your instructor.</p>

## BRIGHTSPACE PULSE

Brightspace Pulse - Course modules display due dates | **New 10.8.6**

**Note:** This feature will be available on November 1, 2018.

When an instructor adds due dates to course modules from Content or Lessons, those course modules now display due dates in Brightspace Pulse.

Impact of Change	Technical Details	Next Steps
<p><b>Slight impact to learners due to content module due date information displaying in the Brightspace Pulse app.</b></p>	<p><b>Availability:</b> This feature is available to all users.</p> <p><b>To enable:</b> Students receive this update by downloading the Pulse update from their device app store on November 1, 2018. No additional configuration or setup is required after the update is downloaded.</p> <p><b>User Resources:</b> For more information to share with users, visit the <a href="#">About Pulse App (KA #1802)</a> (online resource).</p>	<p><b>Important:</b> On November 1, 2018, you must update the Pulse app to from the device app store to see the new feature.</p>

## CONTENT / BINDER APP

Content / Binder App – Send to Binder | Removed 10.8.6

**Note:** This feature will be removed on November 1, 2018.

Located on the Table of Contents page in the Content tool, the **Send to Binder** option allows learners to send course content to their Brightspace Binder accounts to review offline. With Brightspace Binder approaching end-of-life status, the **Send to Binder** option from the Content tool will no longer be available as of November 1, 2018.

To access course materials offline, learners can use the Brightspace Binder and Brightspace Pulse mobile apps.

Impact of Change	Technical Details	Next Steps
<b>Slight impact to learners who use the Binder app and use the Send to Binder option to review course content offline.</b>	<b>Availability:</b> On November 1, 2018, the <b>Send to Binder</b> option will no longer be available. This functionality will no longer be available from the user's navigation within the Content tool. <b>User Resources:</b> For more information about Brightspace Binder, visit the <a href="#">About Binder App (KA #843)</a> (online resource).	<b>Important:</b> On November 1, 2018, the <b>Send to Binder</b> option will no longer be available. This functionality will no longer be available from the user's navigation within the Content tool.  Please review the information above or the <a href="#">related blog post on D2L's Community site</a> .

## HTML EDITOR

HTML Editor – Descriptive message for quicklinks to unavailable course activities | New 10.8.6

A specific “unavailable” message now appears to users who click a quicklink to a course activity that is outside the availability dates (not yet available or no longer available). The message appears for the following unavailable activity types:

- Assignments
- Content modules
- Content topics
- Checklists
- Discussion topics



Previously, when clicking a quicklink to unavailable activities, users received a non-specific error page that did not clarify the reason they could not access the activity. The updated messaging for unavailable course activities now aligns with existing messages for unavailable quizzes and surveys.

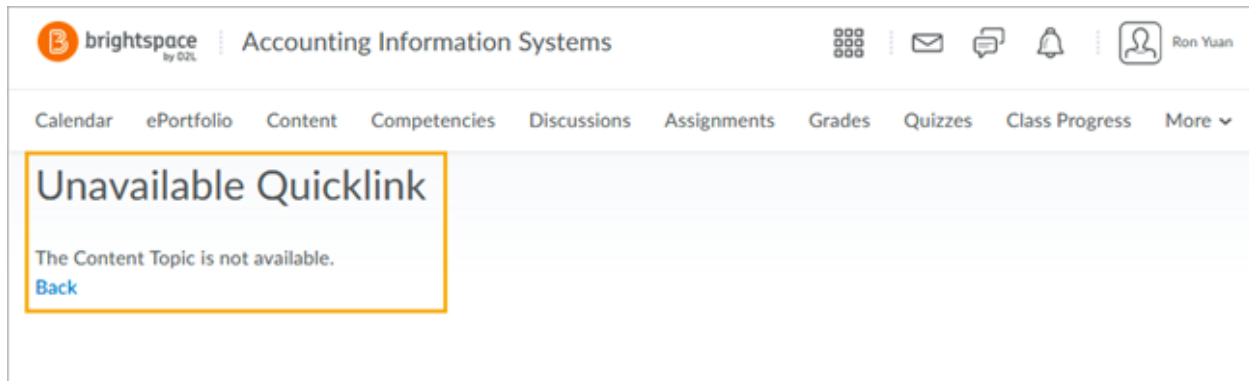


Figure: The new error message that appears when users click a quicklink to an unavailable course activity

The following message appears or workflow occurs for students upon clicking on a quicklink to unavailable activity:

- Assignment
  - Folder is hidden or has release conditions not met: “The Assignment is not available” message
  - Folder has a future start date: “Error: Not Authorized” message
  - Assignment folder with past end date: “Error: Not Authorized” message
- Content modules
  - Module is set to draft status: “The Content Module is not available” message
  - Module has a past end date: The student is taken to the module, but cannot click or view its topics.
- Content topics
  - Topic is set to draft, or is in a draft content module: “The Content Topic is not available” message
  - Topic has a past end date: “Page Not Found” message
- Checklists
  - Checklist contains an item with a past due date: The student is taken to the Checklist tool.
- Discussion forums
  - Forum is hidden: “The Discussion Forum is not available” message
  - Forum is locked: The student can view the forum, but can’t post to the topics, since the forum is locked.
- Discussion topics
  - Topic is hidden, or is in a hidden forum: “The Discussion Topic is not available” message
  - Topic is locked, or in a locked forum: The student can view the topic, but can’t post to it, since it’s locked.



Impact of Change	Technical Details	Next Steps
<p><b>Slight impact to learners, who now see a specific “unavailable” or error message when attempting to access unavailable course activities via quicklinks.</b></p>	<p><b>Availability:</b> This functionality is automatically enabled for all users. No further action is required.</p> <p><b>User Resources:</b> For more information to share with users, visit the <a href="#">Brightspace Help for Students</a> (online resource).</p>	<p>N/A</p>

## QUIZZES

### Quizzes – Auto-save during quiz taking | **New 10.8.6**

Students’ quiz responses are now automatically saved during the quiz taking process. For forced response questions (such as Multiple Choice and True or False), your responses are saved automatically when you select the radio button or checkbox. Text input questions auto-save every 10 to 15 seconds, and html-enabled questions save when the mouse cursor is clicked outside the quiz response input area. For quizzes with multiple pages, quiz responses automatically save upon navigating to a new quiz page. The **Save all Responses** and **Go to Submit Quiz** buttons have been removed, and are no longer visible on the quiz page. The only button now visible on the quiz page is **Submit Quiz**. If internet connectivity is lost during the quiz-taking process, you can answer questions but are unable to auto-save questions or submit the quiz until the connection is restored.



**CHEM 120 - Unit 4**  
Est. Length: 2:00:00 Test Student: Attempt 1

**Page 1:**

1 2 3  
4 5 6  
7 8 9

**Question 1 (2 points)** Saving...

In your own words, describe the characteristics of an acid.

An acid is any substance that has pH of less than 7. All acids contain hydrogen ions when in a solu

**Question 2 (1 point)** Saved

Black coffee has a pH of approximately 5.0. What colour will the indicator bromthymol blue be in a solution of coffee?

Blue  
 Green  
 Yellow  
 Colourless

**Question 3 (1 point)**

Hand soap has a pH of approximately 10. What colour would the indicator phenolphthalein be in a solution of hand soap?

Yellow

Submit Quiz 1 of 9 questions saved

Figure: The auto-save function as it appears beside questions, and a simplified left navigation panel

#### How are my responses to individual questions saved?

View the 5 minute video on responding to [various question types and how the responses are saved](#) ([https://mediaspace.minnstate.edu/media/Quiz+Auto+Save/1\\_trbspnbn](https://mediaspace.minnstate.edu/media/Quiz+Auto+Save/1_trbspnbn)).

- Your responses are saved automatically when you select the radio button, drop-down menu, or checkbox when responding to Multiple Choice, True and False, Matching, and Ordering response questions.
- Your text responses are auto-saved every 10 to 15 seconds for text input questions: Written Response, Short Answer, Multi-Short Answer, Fill-in-the-Blank, Arithmetic Question, and Significant Figures.
- For Written Response questions with the HTML Editor, your text responses are saved when the mouse cursor is clicked outside the quiz response input area.

#### How do I save responses on a page?

- The **Save all Responses** button has been removed, and is no longer visible on the quiz page.
- For quizzes with multiple pages, quiz responses automatically save upon navigating to the **Next Page** or **Previous Page**.
- On the left-hand side of the quiz page, the question panel displays a visual indicator when a question has been saved with a checkmark icon.

- At the bottom of each quiz page (next to the Submit Quiz button), there is a written indication with the number of saved questions. For example, if you're responds to 9 out of 10 questions, the text will state: "9 of 10 questions saved".


The screenshot displays a quiz interface titled "Chapter 1 Quiz" with a 2:00:00 estimated length and Attempt 1. It shows two pages of questions. Question 4 (1 point) is currently being answered, with a "Saving..." indicator. Question 5 (1 point) is marked as "Saved" with a checkmark. A callout box points to the "Saved" indicator, stating: "The Saved question visual indicator (by the question, in the question panel, and at the bottom of page)". At the bottom, a "Submit Quiz" button is visible next to a box indicating "4 of 10 questions saved".

#### What happens if my internet connection is lost during the quiz?

If internet connectivity is lost during the quiz-taking process, learners can answer questions but are unable to auto-save questions or submit the quiz until the connection is restored. View the 3 minute video on what to expect if you [lose internet connectivity during a quiz attempt](https://mediaspace.minnstate.edu/media/Lost+Internet+Connection+Due+Quiz+Attempt/1_s27qv9fz) (https://mediaspace.minnstate.edu/media/Lost+Internet+Connection+Due+Quiz+Attempt/1\_s27qv9fz).

#### When taking quiz, how do I submit a quiz?

- The **Go to Submit Quiz** button has been removed, and is no longer visible on the quiz page.



- To submit the quiz, click the **Submit Quiz** button.

The screenshot shows a quiz interface with two pages. Page 1 contains Question 9 (1 point), which is a multiple-choice question with three options. The second option is selected. Page 2 contains Question 10 (1 point), which is a question with two items. The first item is selected. At the bottom of the page, there is a 'Submit Quiz' button highlighted with a blue box and a blue arrow pointing to it. The text '10 of 10 questions saved' is displayed next to the button.

Impact of Change	Technical Details	Next Steps
<p><b>Slight impact to learners due to the replacement of the manual save function with the new automatic saving feature.</b></p>	<p><b>Availability:</b> This functionality is automatically enabled for users taking a quiz. No further action is required.</p> <p><b>User Resources:</b> For more information to share with users, visit the <a href="#">Brightspace Learning Environment - Learner Guide</a> (print-based resources) or <a href="#">Take a quiz</a> (online resource).</p>	<p><b>Notes:</b></p> <ul style="list-style-type: none"> <li>Responses to individual questions are auto-saved, either upon selecting the answer (forced response questions), or every 10 to 15 seconds (text input questions). For Written Response questions with the HTML Editor, text responses are saved when the mouse cursor is clicked outside the quiz response input area.</li> <li>The <b>Save all Responses</b> button has been removed. For quizzes with multiple pages, quiz responses automatically save upon navigating to a new quiz page.</li> <li>To submit a quiz, click the <b>Submit Quiz</b> button.</li> </ul>