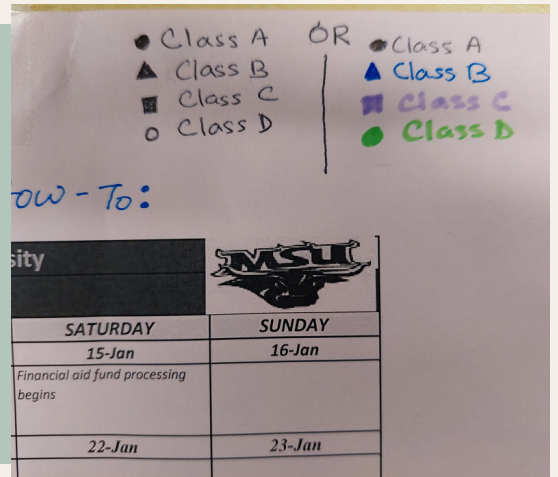


USING YOUR SEMESTER CALENDAR

Taking multiple classes with multiple assignments? University financial and registration dates to remember? Staying *organized* can be super hard! Easy way to remember is to have everything in **ONE PLACE!**

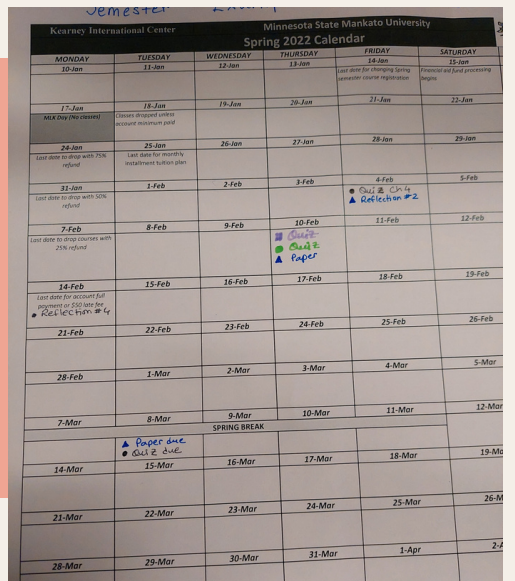
STEP 2. BRING OUT THE COLORED PENS!

One for each class and make a note at the top (see pic). You can also use different shapes!




STEP 2. GATHER ALL SYLLABI

Jot down all assignments from all the syllabi with a brief description (2-3 words) of each assignment in the calendar.




STEP 3. LEAVE SOME ROOM FOR CHANGES

Try to keep some space (write small) in case assignment dates change!



STEP 4. HANG NEAR YOUR STUDY TABLE

So you can see at a glance what you need to prepare for and when. Beats having to check all those D2L pages!



WHAT NOT TO INCLUDE: ANYTHING OUTSIDE OF ASSIGNMENTS.