

## **Registration Guide for FACS to the Max 2024**

1. Go to: <http://link.mnsu.edu/facstothemax2024> and click on the Register Here button.
2. Choose which option you would like by clicking the Add to Cart button. Once added, click the View Cart button at the top of the screen.

Search result for: FACS to the Max

Sort by:  Class Name  Start Date  Institution

Details	Institution	Cost	Select
FACS to the Max 2024 - #: FACS001 ID: Sp24 Section: 01 Start Date: 4/12/2024 Days: F Time: 8:30 AM to 2:30 PM ▼ View More	Minnesota State University, Mankato	View Option	<a href="#">Add to Cart</a>
FACS to the Max 2024 - T-Shirt Registration ONLY - #: FACS001 ID: Sp24 Section: 03 Start Date: 4/12/2024 Days: F Time: 8:30 AM to 2:30 PM ▼ View More	Minnesota State University, Mankato	View Option	<a href="#">Add to Cart</a>
FACS to the Max 2024 - VENDOR Registration - #: FACS001 ID: Sp24 Section: 02 Start Date: 4/12/2024 Days: F Time: 8:30 AM to 2:30 PM ▼ View More	Minnesota State University, Mankato	\$100.00	<a href="#">Add to Cart</a>

[View Cart 1](#) [My Account](#)

3. Click the Check Out button in your Shopping Cart.

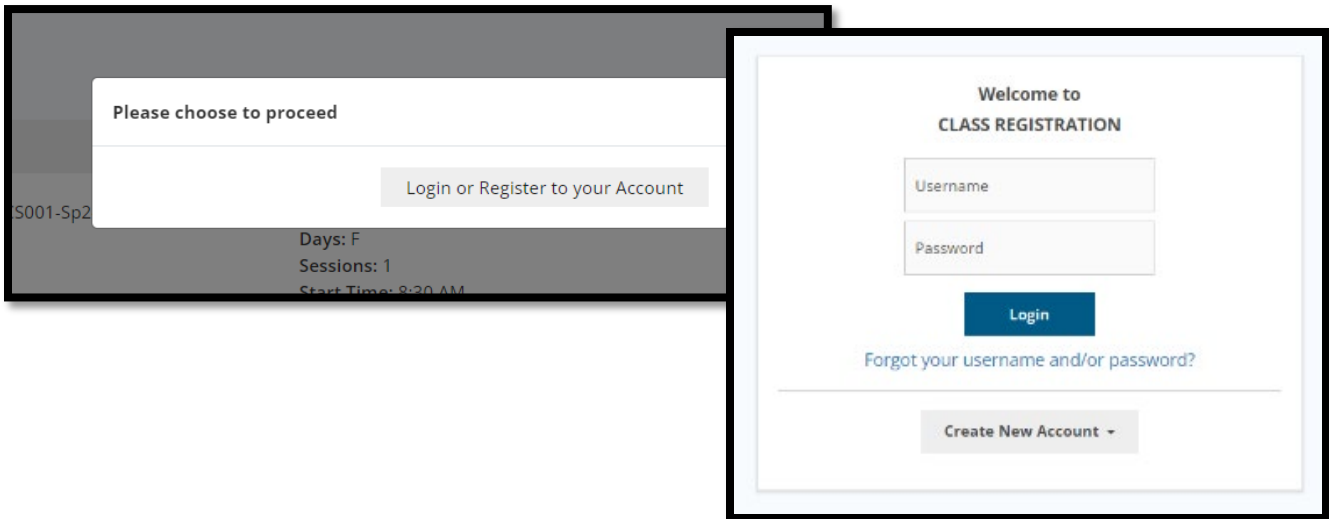
You are here: [Home](#) / [Shopping Cart](#)

### Shopping Cart

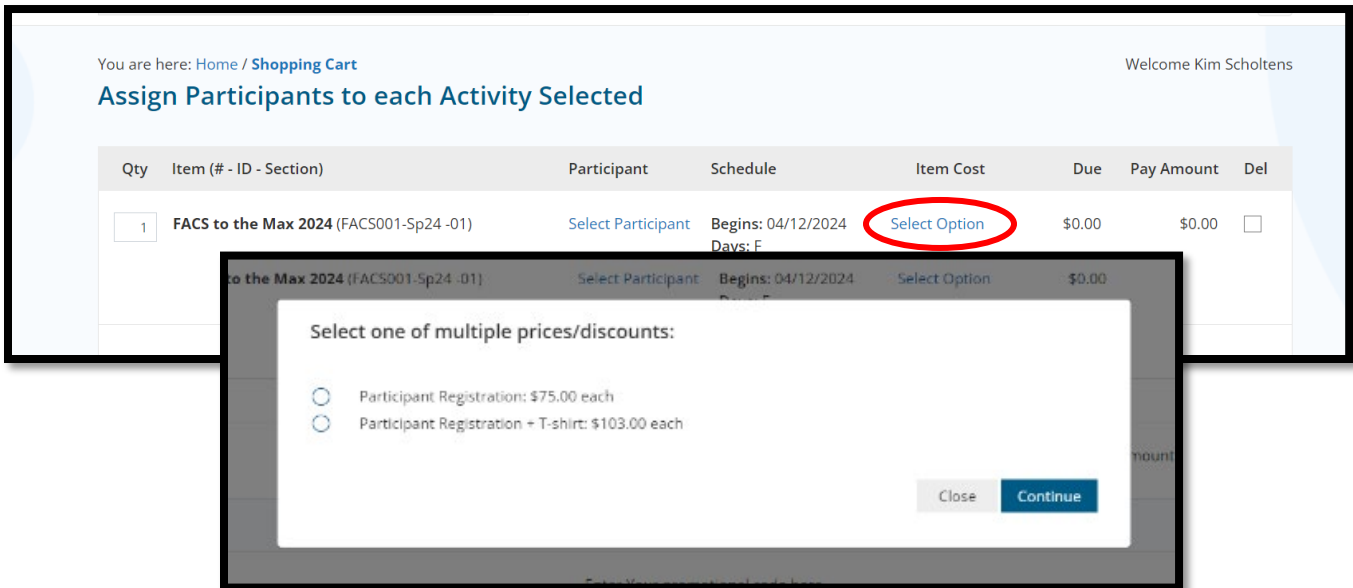
Qty	Item (# - ID - Section)	Schedule	Item Cost	Due	Pay Amount	Del
1	FACS to the Max 2024 (FACS001-Sp24-01)	Begins: 04/12/2024 Days: F Sessions: 1 Start Time: 8:30 AM	\$0.00	\$0.00	\$0.00	<input type="checkbox"/>
					Total Pay Amount:	\$0

[◀ Back to Catalog](#) [Clear Cart](#) [Update Cart](#) [Check Out ▶](#)

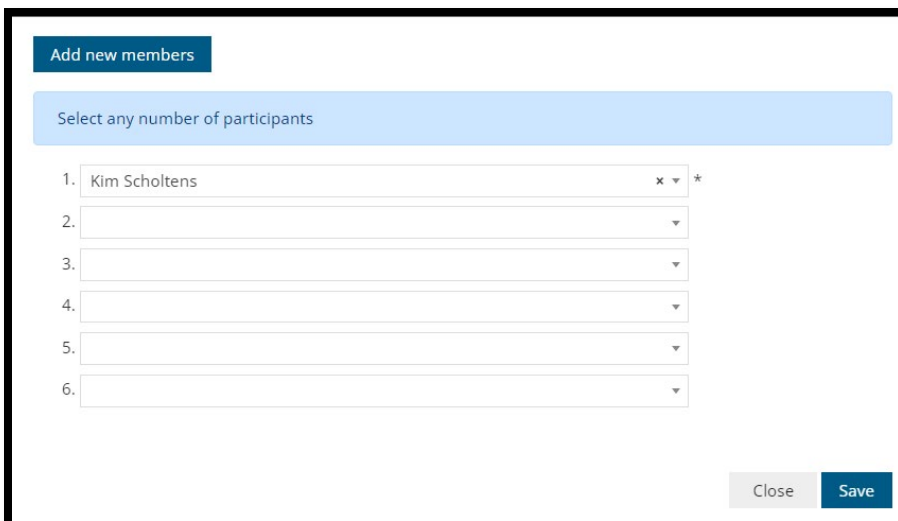
4. Click the Login or Register to your Account button and continue by logging in or creating a new account.



5. Once in your account, click on Select Option under Item Cost and choose your selection. Click the Continue button.



6. Choose participants (if applicable). Click Save.



7. Three e-forms will follow. Supply your email, shirt size if applicable (select N/A if not ordering a shirt), and your workshop choices. Click the Continue button at the bottom of this page.

**Please supply this additional information**

Item: FACS to the Max 2024  
Assigned Participant: Kim Scholtens  
Email: \*

Item: FACS to the Max 2024 (FACS001-Sp24-01)  
Participant: Kim Scholtens  
Form Name: MSU FACS to the Max - T-SHIRT

unisex t-shirt (not ordering a shirt):

Item: FACS to the Max 2024 (FACS001-Sp24-01)  
Participant: Kim Scholtens  
Form Name: MSU FACS to the Max Workshops 2024

Please select and prioritize four (4) workshop sessions. You will attend 3 of your 4 choices. Session descriptions are located below.

First Name: \*

Last Name: \*

What is your role?: \*

If you are a FCS teacher or student, provide which school you are from:

Choice #1 - Workshop Session: \*

Choice #2 - Workshop Session: \*

Choice #3 - Workshop Session: \*

Choice #4 - Workshop Session: \*

[Continue ▶](#)

8. Make sure all information is correct and click the Submit button. Continue by filling in the credit card information and click the Submit button. Once the payment is processed, the registration system will email you a confirmation email.

**Class Registration - Confirm that Information is Correct**

Item (# - ID - Section)	Participant	Schedule	Item Cost	Due	Pay Amount
FACS to the Max 2024 (FACS001-Sp24-01)	Kim Scholtens	Begins: 04/12/2024 Days: F Sessions: 1 Start Time: 8:30 AM	\$75.00	\$75.00	\$75.00
Total Due:					\$75.00
Total Pay Amount:					<b>\$75.00</b>
Service Charge:					\$0.00
Total:					\$75.00

**Payment Information:**  
Please provide all information requested below to pay for the Items in your cart.  
Payment Method:  Credit Card

Select One:

[◀ Back to Cart](#)
[Submit](#)

*If you need assistance registering, please contact Kim Scholtens in the Center for Workforce Professional Education at [kim.scholtens@mnsu.edu](mailto:kim.scholtens@mnsu.edu) or 507-389-1094.*